

## Möbel- und Parkett Holzlack

4208

Water-based clear varnish for parquet, wooden floors, furniture and wood in interior settings, for use in DIY

### PRODUCT DESCRIPTION

#### General

Water-based, colourless varnish for parquet, wooden floors and wood in interior settings. Stand-out features of this product include very good chemical and mechanical resistance, very good resistance to cream and grease and very good filling performance.

#### Special properties and standards



- **ÖNORM EN 71-3**  
Safety of toys; migration of certain elements (free of heavy metals)



- **DIN 53160-1 and DIN 53160-2**  
Perspiration and saliva-proof properties



- **Coatings of children's toys**  
The product complies with the requirements for „Objects, which children may place in their mouths“ (BGBI-Federal Gazette 355: Regulation for plasticizers, 18/09/06)

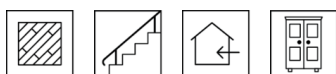


- **ÖNORM C 2354**  
Stress category A and B by respecting the structures indicated in the technical data sheets.



- **French ordinance DEVL1104875A**  
Marking of construction coating products for their emission of volatile pollutants: A+

#### Application area



For moderately to heavily stressed wooden floors and parquet flooring, especially in private residential areas.

For the coating of furniture and interior finishing exposed to normal levels of stress.

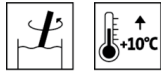


For coating interior doors.

For coating interior wall and ceiling elements.

## PROCESSING

### Processing instructions



- Please stir product well before and during use.
- The temperature of the product and object, and the room temperature must be at least +10 °C.
- The optimal conditions for use are between 15 - 25 °C with a relative atmospheric humidity between 40 - 80 %.
- Ensure that the coating is evenly distributed.
- For tongue and groove boards, we generally recommend painting before installation; if this is not possible, apply only a small amount of paint in the tongue and groove area to avoid adhesion.
- When coating interior doors, it must be ensured that only sealing profiles compatible with acrylic paints are used.
- The color shade, compatibility and adhesion to the substrate must be checked by creating sample panels.
- Any change in the processing sequence, environmental conditions, non-observance of instructions or the use of products not listed may have an unfavourable effect on the result.

### Application technique



	Brushing	Rolling
Applying device	Soft acrylic brush	Short hair roller
Applied quantity per application (ml/m²)	100 - 125	

The product is ready to use.

The shape and surface condition of the workpiece as well as the type of application influence the actual consumption.

Accurate values for consumption must be obtained by applying trial coats in advance.

### Drying times

(at 23 °C and 50 % rel. humidity)



Sandable and recoatable	approx. 4 h
Walkable	approx. 8 hour(s)

Attention: Do not put on carpets before 8 days at the earliest.

The figures given above are reference values. The drying time depends on the type of substrate, coat thickness, temperature, air exchange and relative atmospheric humidity.

To ensure perfect drying, good room ventilation must be provided.

Lower temperatures and/or high level of atmospheric humidity can increase the drying time.

Avoid direct sunlight!

### Cleaning the working equipment




With soap-water immediately after use.

To remove dried product residues we recommend using Abbeizer Express (8313).

## SUBSTRATE

### Type of substrate

Hard and softwood (solid wood)

<b>Substrate property</b>	<p>The substrate must be dry, clean, capable of holding the paint, free from separating substances such as grease, wax, silicone, etc. and free from dust, as well as tested for suitability for coating.</p> <p>Remove old coatings that cannot be recoated.</p>
<b>Wood moisture</b>	<p><b>Hardwoods:</b> <math>12 \pm 2 \%</math></p> <p><b>Softwoods:</b> <math>15 \pm 2 \%</math></p>
<b>Substrate preparation</b>	<p><b>Wooden floors NEW:</b> Wood sanding Grit size 120 - 150</p> <p><b>Furniture and interior finishing NEW:</b> <b>Hardwoods:</b> Sand and clean with 150 - 180 grit <b>Softwoods:</b> Sand and clean with 100 - 150 grit</p> <p><b>Old coats of paint on wooden floors:</b> Sand down to the bare wood.</p> <p><b>Old coats of paint on furniture and interior finishing:</b> Sand using sandpaper with grit size 240 and then clean.</p>
<b>COATING SYSTEM</b>	
<b>Primer coat</b>	<p><b>Wooden floors:</b> <b>Hardwoods and Larch:</b> 1 x Floor-Start (4205) Intermediate drying: approx. 2 hour(s) Do not sand Floor-Start (4205). <b>Softwoods:</b> 1 x Möbel- und Parkett Holzlack (4208) <b>Furniture and interior finishing NEW:</b> 1 x Möbel- und Parkett Holzlack (4208) <b>Old coats of paint on furniture and interior finishing:</b> No primer coating is required for intact old coatings, but the compatibility of the coating must be checked.</p>
<b>Intermediate coat</b>	<p><b>Wooden floors:</b> 1 x Möbel- und Parkett Holzlack (4208) <b>Furniture and interior finishing:</b> 1 x Möbel- und Parkett Holzlack (4208) (optional) Intermediate drying: approx. 4 hour(s)</p>
<b>Intermediate sanding</b> 	<p><b>Wooden floors:</b> Before the finishing coat, give the surface a light sand with sandpaper with grit size 240. <b>Furniture and interior finishing:</b> Grit size 240 – 320 A longer intermediate drying time (ideal is overnight drying) improves grindability. Sanding straight through must be avoided, as this may lead to differences in the grain accentuation, which are further increased by yellowing with aging. Remove sanding dust.</p>
<b>Finishing coat</b>	1 x Möbel- und Parkett Holzlack (4208)

## CLEANING AND MAINTENANCE

### Cleaning and Maintenance

#### Wooden floors:

Cleaning with water or mild household cleaners for the first time after 14 days. For cleaning purposes Clean-Parkettreiniger (7207) can be added to wiping water. Refresh the sealing depending on the stress and if necessary with Clean-Parkettpflege (7204).

#### Furniture:

Cleaning with Clean-Möbelreiniger (7202) and care with Clean-Möbelpflege Plus (7222).

## ORDERING INFORMATION

### Size of trading unit

125 ml, 375 ml, 750 ml, 2.5 l

### Colour shades / Glosslevels

Möbel- und Parkett Holzlack Farblos, Matt (4208075527)  
Möbel- und Parkett Holzlack Farblos, Halbmatt (4208075528)  
Möbel- und Parkett Holzlack Farblos, Glänzend (4208050252)

### Supplementary products

Abbeizer Express (8313)  
Clean-Möbelpflege Plus (7222)  
Clean-Möbelreiniger (7202)  
Clean-Parkettpflege (7204)  
Clean-Parkettreiniger (7207)  
Floor-Start (4205)

Please refer to the corresponding technical data sheets of the products.

## FURTHER DETAILS

### Durability / storage



Min. 3 year(s) in the original sealed containers.

Make sure the product is protected against moisture, direct sunlight, frost and high temperatures (above 30 °C).

Close opened containers well and use up the content as soon as possible.

### Technical specifications

VOC content of the ready-to-use mixture: Limit value according to Directive 2004/42/EC for Möbel- und Parkett Holzlack (Cat A/e): 130 g/l.  
Möbel- und Parkett Holzlack contains a maximum of 70 g/l VOC.

### Giscode

BSW30/W3+

### Declaration of ingredients according to VdL-RL 01

acrylic dispersions / water / glycol ether / rheology additives / interface additives / wetting agent / in-can preservation agents

Contains 1,2-benzisothiazol-3(2H)-one, reaction mixture of 5-chloro-2-methyl-2H-isothiazol-3-one and 2-methyl-2H-isothiazol-3-one (3:1), benzotriazole derivatives (mixture)

May cause allergic reactions.

**Information for allergy sufferers under telephone no. +43 5242 6922-713.**

### Safety information



The usual protective measures must also be observed when processing low-pollutant products.

During sanding use P2 / P3 dust filter.

If medical advice is needed, have the packaging or label ready.

If the product comes into contact with your eyes, rinse immediately with water.

It should be kept out of reach of children.

Ensure good ventilation during application and drying.

During work, do not eat, drink or smoke.

Do not allow to enter drains, water courses or soil.

Only dispose of empty containers for recycling, liquid material residues can be disposed of as water-based paint waste, dried material residues as hardened paint or as household waste.

Further information on the subject of safety during transport, storage and handling as well as disposal can be found in the relevant safety data sheet. The current version can be accessed on the Internet at **[www.adler-lacke.com](http://www.adler-lacke.com)**.

---